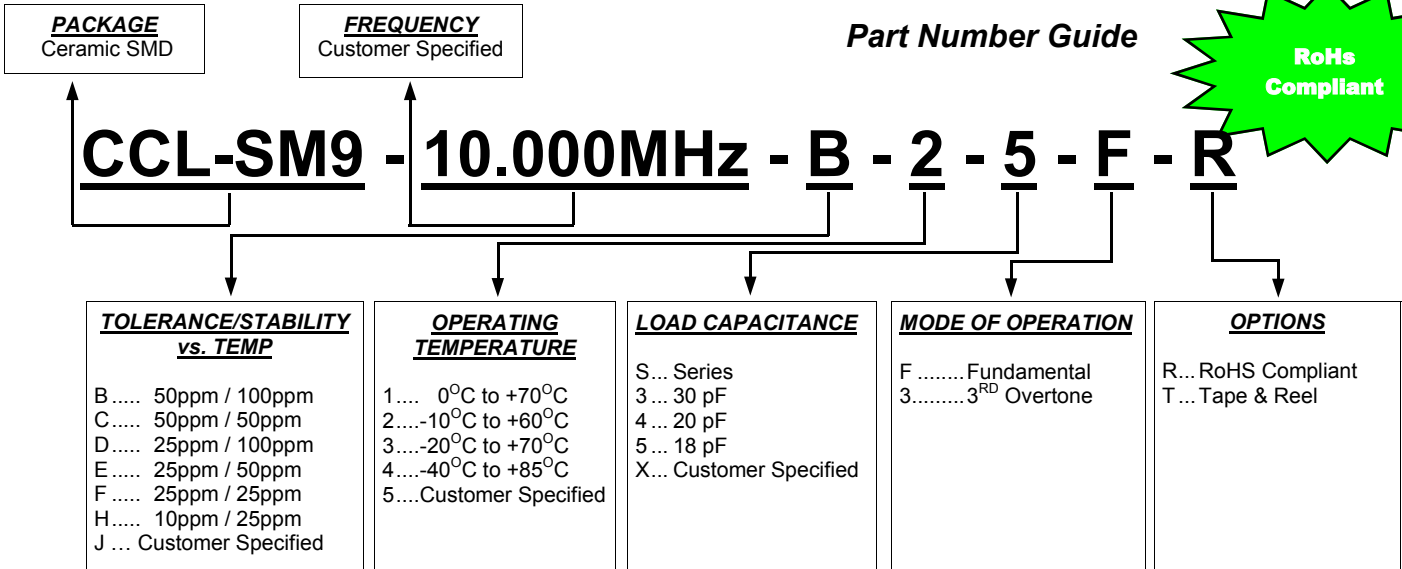


Ceramic 7.0 X 5.0 SMD Crystal

CCL-SM9 Series

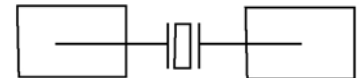
Part Number Guide



Electrical Specifications

Frequency Range	9.000 MHz ~ 100.000 MHz
Standard Frequencies	9.0 ~ 40.0MHz - Fundamental, 40.0 ~ 100.000MHz - 3 RD O.T.
Mode	Fundamental & 3 RD Overtone AT cut
Frequency Tolerance	±50ppm @ 25°C, Optional Tolerances Available
Temperature Tolerance	±50ppm 0°C to +70°C, Extended Temperatures Ranges Available
Storage Temperature	-55°C ~ +125°C
ESR	9.0MHz ~ 10.000MHz > 80Ω Max 10.000MHz ~ 13.000MHz > 60Ω Max 13.000MHz ~ 44.000MHz > 50Ω Max 44MHz ~ 100.000MHz > 100Ω Max
Shunt Capacitance	5pF Max.
Load Capacitance	Series Resonance, 16pF, 20pF, 30pF std.
Drive Level	10μW ~ 100μW, 100μW Correlation
Aging	±5ppm Max. (25°C ±3°C)/ (1 st year)

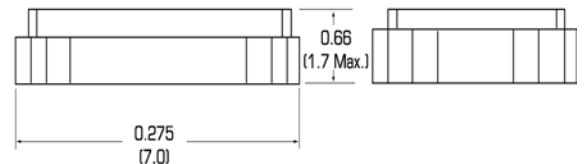
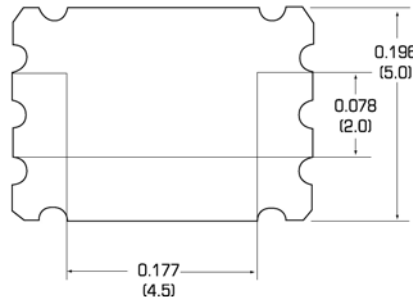
Package Data	
Item	Package
Lid	Metal
Base	Ceramic
Sealing	Seam-weld
Terminal Plating	Gold



Mechanical Specifications



Unit : mm



Cal Crystal Lab., Inc.

www.calcrystal.com

15302 Bolsa Chica Street, Huntington Beach, CA 92649
 Ph: 714-991-1580 / 800-333-9825 Fax: 714-491-9825

e-mail: sales@calcrystal.com

Ver. 2.2 0806