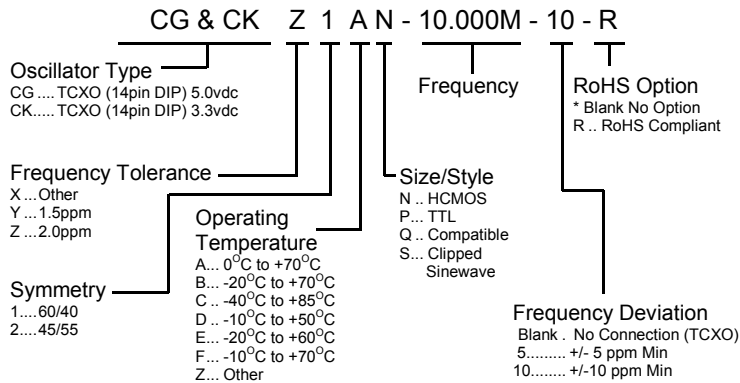


TCXO & VCTCXO

CG / CK Series

**RoHS
Compliant**

CK - 3.3V_{DC} & CG - 5.0V_{DC}



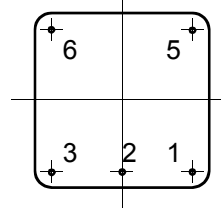
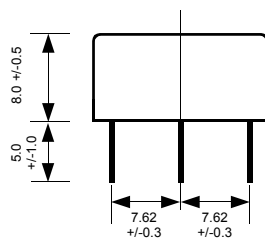
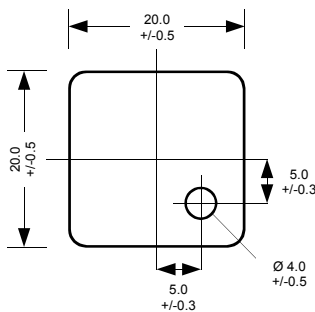
Operating Temperature	Range	Frequency Stability (*/- ppm)							
		1.5	2.0	2.5	3.0	3.5	4.0	4.5	5.0
0 ~ 70°C		*	*	*	*	*	*	*	*
-10 ~ 60°C		*	*	*	*	*	*	*	*
-10 ~ 70°C		□	*	*	*	*	*	*	*
-20 ~ 70°C		□	*	*	*	*	*	*	*
-30 ~ 60°C			□	*	*	*	*	*	*
-30 ~ 70°C			□	*	*	*	*	*	*
-30 ~ 75°C				*	*	*	*	*	*
-40 ~ 80°C						*	*	*	*

* Denotes Availability □ Not Available > 25MHz

Electrical Specifications

Output		TTL / HCMOS		Clipped Sinewave	
Frequency Range		1.2MHz—27MHz		9.6MHz—27MHz	
Output	Load	10 TTL Load or 15pF HCMOS Load Max		10 Kohms // 10pF	
	Level	High	TTL : 2.4 V _{DC} min CMOS : 90% of V _{DD} min	1.0Vp-p min (V _{DD} : 5.0V _{DC}) 0.8Vp-p Min (V _{DD} : 3.3V _{DC})	
Lo	TTL : 0.4 V _{DC} Max CMOS : 10% of V _{DC} Max				
Frequency Stability	Vs. Temp. Range	See Table			
	Vs. Input Voltage +/-5%	+/- 0.3 ppm Max			
	Vs. Load +/-10%	+/- 0.3 ppm Max			
	Vs. Aging (@ 25°C)	+/- 1 ppm / Year Max			
Input	Voltage	+5.0 V _{DC} +/-5%	+3.3 V _{DC} +/-5%	+5.0V _{DC} +/-5%	+3.3V _{DC} +/-5%
	Current	20mA Max	15mA Max	2mA Max	1.5mA Max
Internal Trim (top of can)		+/- 3 ppm min			
Rise Time / Fall Time		5nS Max	4nS Max	-	
Duty Cycle		50% +/-10% Max		-	
Frequency Deviation (VCTCXO)		+/-5ppm or +/-10ppm Minimum Over Control Voltage			
Control Voltage (external)		2.5V _{DC} +/-2.0V _{DC} (5V _{DC}), 1.65V _{DC} +/-1.0V _{DC} (3.3V _{DC}) Positive Transfer Characteristic			

Mechanical Specifications



Dimensions in mm

Pin Connection

- #
- V_{CC}
 - Output
 - V.C. or Ground
 - GND
 - GND



Comclok, Inc.

www.calcrystal.com

15302 Bolsa Chica Street, Huntington Beach, CA 92649
Ph: 714-991-1580 / 800-333-9825 Fax: 714-491-9825

e-mail: sales@calcrystal.com