


MINIATURE SMD PROGRAMMABLE OSCILLATOR (7.0 x 5.0 x 1.5mm)

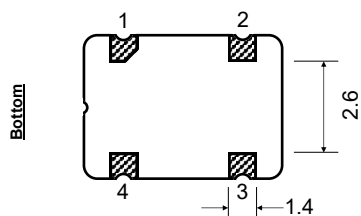

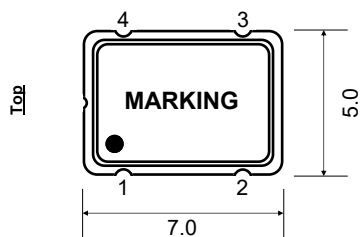
FEATURES:

- CMOS PROGRAMMABLE OSCILLATOR
- SMD PACKAGE WITH CMOS OUTPUT



SPECIFICATION			
FREQUENCY RANGE	1MHz ~ 100.000MHz	1MHz ~ 166MHz	1MHz ~ 200MHz
FREQUENCY STABILITY	±10ppm ~ ±100ppm		
OPERATING TEMPERATURE RANGE	STD: 0°C ~ 70°C, Option: -40°C ~ 85°C (See P/N guide for other options)		
STORAGE TEMPERATURE RANGE	-55°C ~ 125°C		
SUPPLY VOLTAGE ± 10%	1.8V _{DC}	2.5V _{DC}	3.3V _{DC}
SUPPLY CURRENT	1MHz ≤ f < 30MHz	6mA max.	8mA max.
	30MHz ≤ f < 75MHz	8mA max.	10mA max.
	75MHz ≤ f < 133MHz	12mA max.	15mA max.
	133MHz ≤ f < 166MHz	—	15mA max.
	166MHz ≤ f < 200MHz	—	—
OUTPUT	LOGIC FAMILY	HCMOS	
	LOAD	15pF	
	LEVEL LOGIC '1' (V _{OH})	0.9 x V _{DD} min.	
	LEVEL LOGIC '0' (V _{OL})	0.1 x V _{DD} max.	
	SYMMETRY(DUTY CYCLE)	STD: 40% / 60%, Option: 45% / 55%	
	RISE AND FALL TIME (Tr/Tf): 1MHz ≤ f < 10MHz f ≥ 10MHz	5.0nS max. 4.0nS max.	4.0nS max. 3.0nS max.
START-UP TIME	2.0mS max.		
STAND-BY VOLTAGE	ENABLE (V _{IH})	0.7 x V _{DD} ≤ V _{IH} ≤ V _{DD} or N/C	
	DISABLE (V _{IL})	V _{IL} ≤ 0.3 x V _{DD}	
STAND-BY CURRENT	15µA max.		
AGING @ 25°C ± 3°C	±3.0ppm / 1 st year max.		
PHASE JITTER RMS (12kHz ~ 20MHz)	20pS max.		

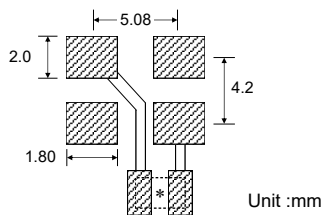
PACKAGE DIMENSIONS



Unit:mm

Pin Configuration	
1	En/Dis
2	GND
3	Output
4	V _{DD}

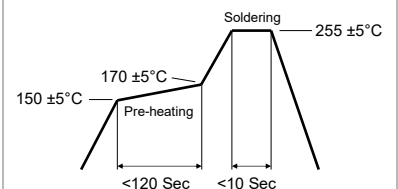
SOLDER PATTERN



Unit :mm

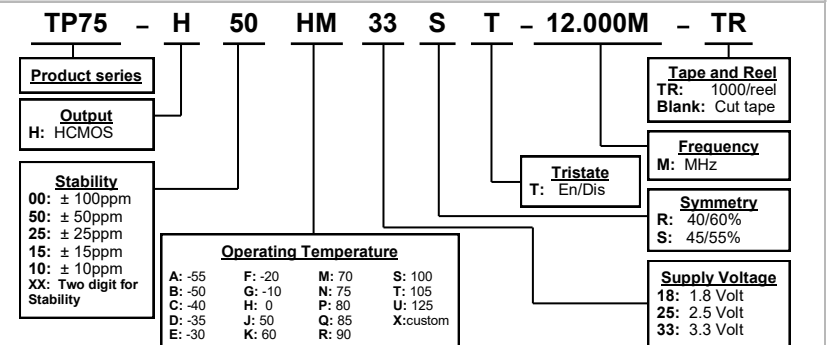
*0.01µF to 0.1µF bypass capacitor recommended

REFLOW PROFILE



Note: Consult factory for detail

PART NUMBERING GUIDE



Transko Electronics, Inc reserves the right to make changes to the product (s), service (s), and specification (s) described herein without notice. See "Terms of Sale" for details on our website.