

FR4 PCB BASED SMD **SINEWAVE** VCXO (14.3 x 8.7 x 5.5mm)

FEATURES:

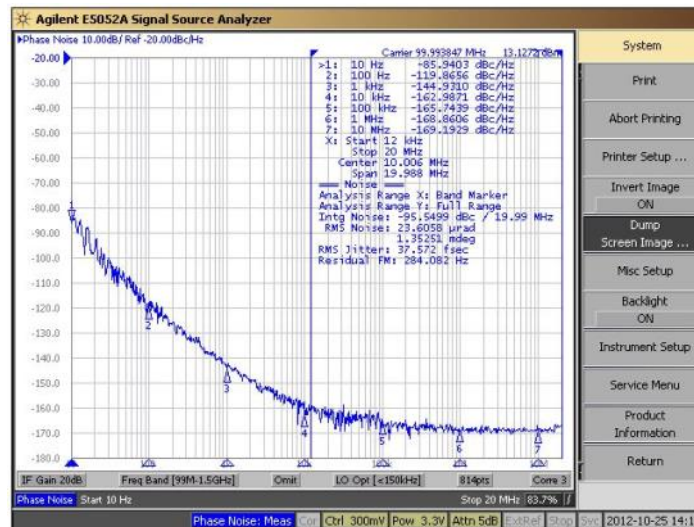
- ULTRA LOW NOISE AND JITTER PERFORMANCE
- SINEWAVE OUTPUT WITH LOW CURRENT
- SUITABLE FOR REFLOW



■ SPECIFICATION

PARAMETER		MIN.	TYP.	MAX.	UNIT	NOTE
FREQUENCY RANGE		100.000		125.000	MHz	
OPERATING TEMPERATURE RANGE		0		70	°C	See P/N guide for other options
STORAGE TEMPERATURE RANGE		-45		90	°C	
SUPPLY VOLTAGE ±10%		3.3		5.0	V	See P/N guide for other options
SUPPLY CURRENT				40	mA	
OUTPUT	LOGIC FAMILY	Sinewave				
	LOAD	50Ω				Output - GND
	LEVEL	5	7		dBm	
	RISE AND FALL TIME (Tr/Tf)			3	nS	@ 20% ~ 80% V _{DD}
	START-UP TIME			5	mS	
FREQUENCY DEVIATION		±20			ppm	@ APR (Inclusive of tolerance@25°C, stability over temp, voltage chance, load change and aging)
CONTROL VOLTAGE	3.3V	0		3.3	V	
	5.0V	0		5	V	
LINEARITY				10	%	
AGING @ 25°C + 3°C				±3.0	ppm	@ 1 ST year, ±1.0ppm max. every year thereafter
PHASE JITTER			0.12		pS	@ 12kHz ~ 80MHz offset
PHASE NOISE	@ 10Hz		-85		dBc/Hz	@ 100MHz with 5.0V
	@ 100Hz		-120		dBc/Hz	
	@ 1kHz		-145		dBc/Hz	
	@ 10kHz		-162		dBc/Hz	
	@ 100kHz		-165		dBc/Hz	
	@ 1MHz		-170		dBc/Hz	
SUB-HARMONICS				-25	dBc	

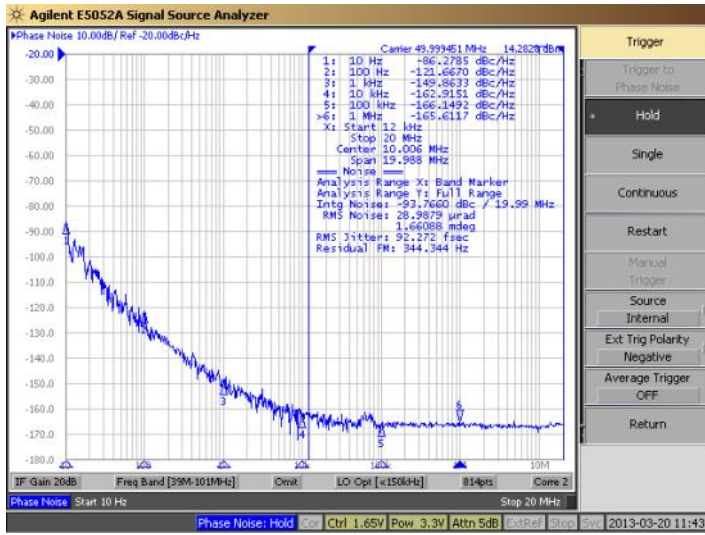
■ PHASE NOISE (TYPICAL) @ 100MHz (0°C to 70°C)



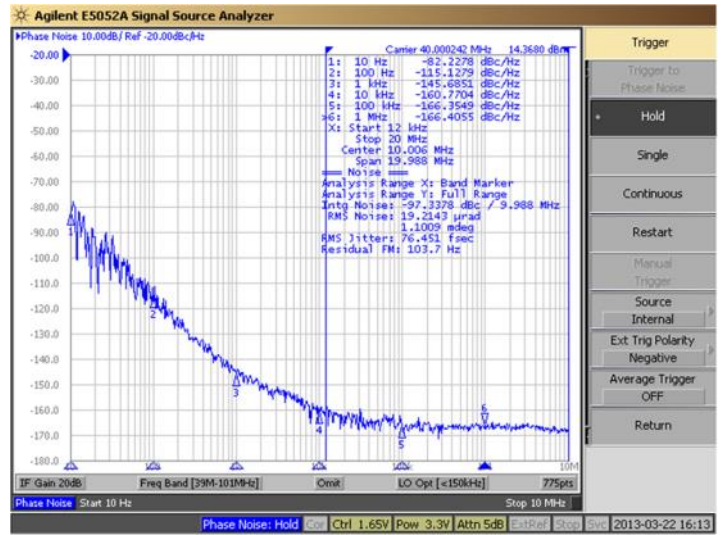
Consult factory for typical phase noise value for other operating temperature range.

Transko Electronics, Inc reserves the right to make changes to the product (s), service (s), and specification (s) described herein without notice. See "Terms of Sale" for details on our website.

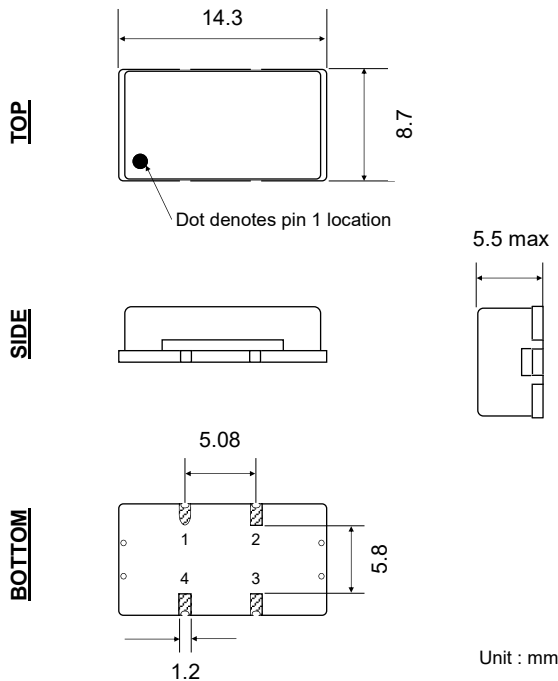
■ PHASE NOISE (TYPICAL) @ 50MHz (0°C to 70°C)



■ PHASE NOISE (TYPICAL) @ 40MHz (0°C to 70°C)

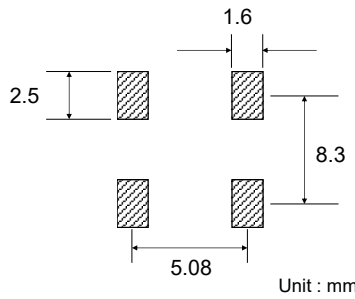


■ PACKAGE DIMENSIONS

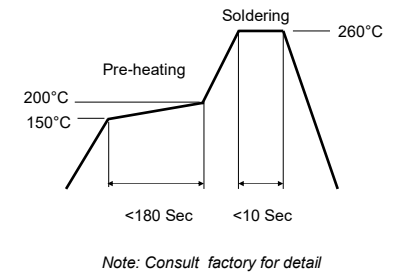


Pin Configuration	
1	V _C
2	GND
3	Output
4	V _{DD}

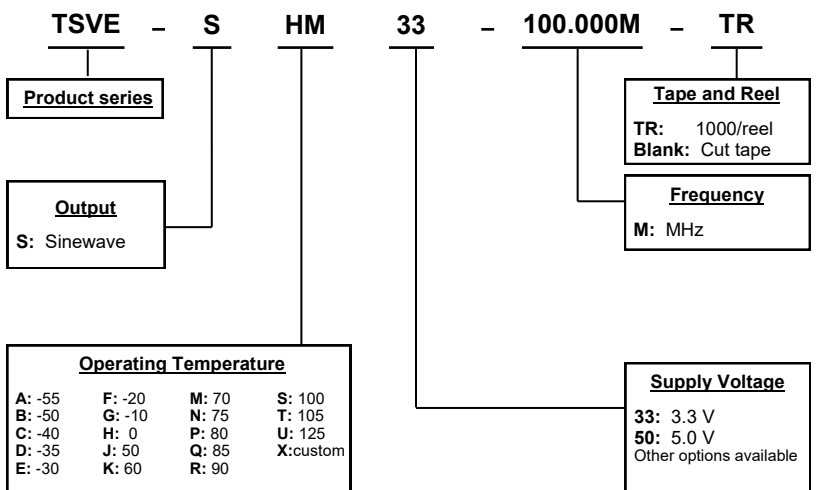
■ SOLDER PATTERN



■ REFLOW PROFILE



■ PART NUMBERING GUIDE



Transko Electronics, Inc reserves the right to make changes to the product (s), service (s), and specification (s) described herein without notice. See "Terms of Sale" for details on our website.